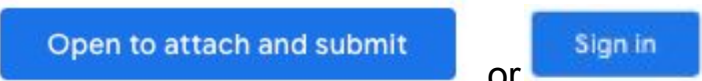



# Google Assignments: Linking, Completing, and Submitting

Navigate to the Assignment page in your Canvas course.  
Log in to Google if prompted

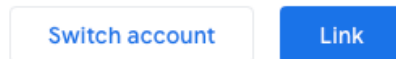
(If you see this image:  or  you are already linked. Go to #4)

1. Scroll down the assignment page and look for

Welcome to Assignments  
Create and submit assignments and receive feedback easily through  
your Google Drive

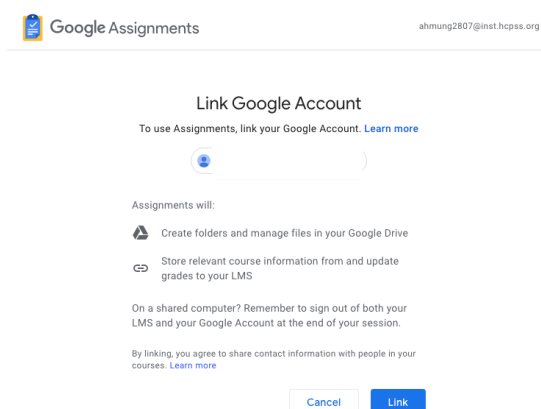


Link this Google Account to Assignments or switch to another Google Account



Make sure you allow pop-ups from Assignments

Then click on . A Pop-Up window will appear.



2.  click on  again.

3. You should now see this at the bottom of the assignment page.

Open to attach and submit

go to #5

#### Student Submission Practice with Google Assignments

Due Monday by 11:59pm Points 10 Submitting an external tool Available until Oct 6 at 11:59pm

Complete the questions on the document

Google Assignments

#### Welcome to Assignments

Create and submit assignments and receive feedback easily through your Google Drive

Sign in with your Google Account

Sign in

Make sure you allow pop-ups from Assignments  
Trouble signing in? Try opening in a new tab.

#4 Click on Sign In if it appears

#5 You will now see the file you need to complete.

#### Student Submission Practice with Google Assignments

Due Monday by 11:59pm Points 10 Submitting an external tool Available until Oct 6 at 11:59pm

Complete the questions on the document

Google Assignments

#### Student Submission Practice with Google Assign... Assigned

Total points 10 Due date Oct 5, 11:59 PM

Open to attach and submit

Your files



- [Template] Slides Test Assignment Sandbox



Select the blue button “Open to attach and submit”

A new tab will open. Double check that the correct Google account is showing in the top right corner.


Grabill

Student Submission Practice with Google Assign... Assigned

Total points 10

Due date Oct 5, 11:59 PM

Your files

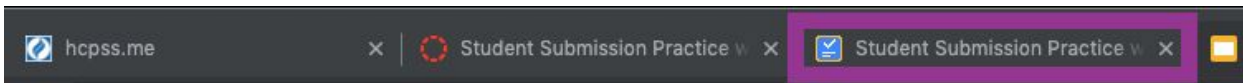
 - [Template] Slides Test Assignment Sandbox

Add files

Create ▾

Submit

Select the file listed in the box. It may be a slide, a doc, or a sheet. Complete the information as needed in the Google file. Your work in Google will automatically save. When you have completed the work required, close the tab or navigate back to the Google Assignments tab (it has a blue icon with a checkmark).



Now select the blue “Submit” button.


Grabill

Student Submission Practice with Google Assign... Assigned

Total points 10

Due date Oct 5, 11:59 PM

Your files

 - [Template] Slides Test Assignment Sandbox

Add files

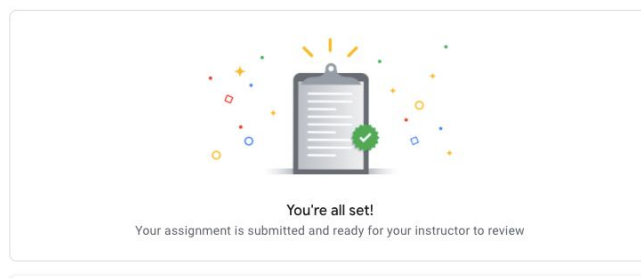
Create ▾

Submit

You will be asked to confirm. Select “Submit” again.  
You should see a confirmation message of “You’re all set!”

Total points 10

Due date Oct 5, 11:59 PM



You may now return to your Canvas tab. If you refresh your page, you will see the same confirmation message.

When your teacher grades and returns your work, you will see it on the same Canvas Assignment page along with any general feedback the teacher may have left. You may open that Google file again to see any comments or suggestions within the Google file.